

Coaxial SMA Fixed Attenuator

50Ω 1W 10dB DC to 6000 MHz

VAT-10+
VAT-10



Maximum Ratings

Operating Temperature	-45°C to 100°C
Storage Temperature	-55°C to 100°C

Features

- wideband coverage, DC to 6000 MHz
- 1 watt rating
- rugged unibody construction
- off-the-shelf availability
- very low cost

Applications

- impedance matching
- signal level adjustment

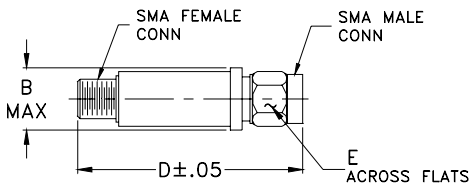
CASE STYLE: FF704

Connectors	Model	Price	Qty.
SMA	VAT-10(+)	\$11.95 ea.	(1-9)

+ RoHS compliant in accordance with EU Directive (2002/95/EC)

The +Suffix identifies RoHS Compliance. See our web site for RoHS Compliance methodologies and qualifications.

Outline Drawing



Electrical Specifications

FREQ. RANGE (MHz)	ATTENUATION * (dB)					VSWR (:1)					MAX. INPUT POWER (W)
	Flatness **										
	DC-3 GHz	3-5 GHz	5-6 GHz	DC-6 GHz		DC-3 GHz	3-5 GHz	5-6 GHz			
f_L - f_U	Nom.	Typ.	Typ.	Typ.	Typ.	Typ.	Max.	Typ.	Max.	Typ.	
DC-6000	10±0.3	0.10	0.20	0.15	0.35	1.05	1.25	1.20	1.60	1.90	1.0

* Attenuation varies by 0.3 dB max. over temperature.

** Flatness= variation over band divided by 2.

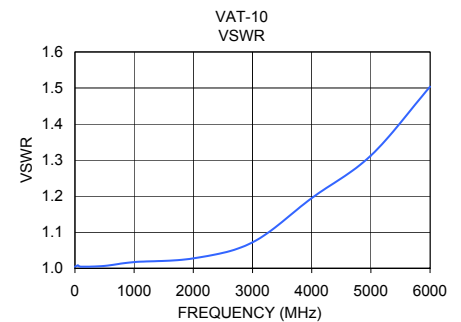
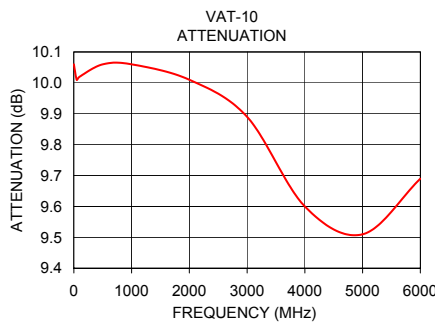
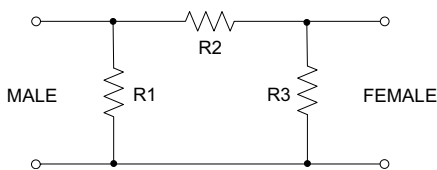
Outline Dimensions (inch/mm)

B	D	E	wt
.410	1.43	.312	grams
10.41	36.32	7.92	10.0

Typical Performance Data

Frequency (MHz)	Attenuation (dB)	VSWR (:1)
0.03	10.06	1.00
50.00	10.01	1.01
100.00	10.02	1.00
500.00	10.06	1.01
1000.00	10.06	1.02
2000.00	10.01	1.03
3000.00	9.89	1.07
4000.00	9.60	1.19
5000.00	9.51	1.31
6000.00	9.69	1.50

Electrical Schematic



Mini-Circuits®
ISO 9001 ISO 14001 CERTIFIED

ALL NEW
minicircuits.com

P.O. Box 350166, Brooklyn, New York 11235-0003 (718) 934-4500 Fax (718) 332-4661 For detailed performance specs & shopping online see Mini-Circuits web site



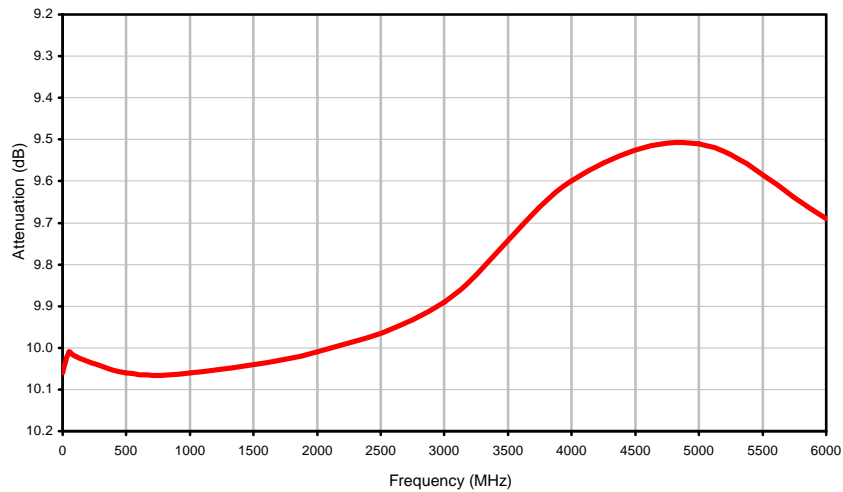
The Design Engineers Search Engine Provides ACTUAL Data Instantly From MINI-CIRCUITS At: www.minicircuits.com

RF/IF MICROWAVE COMPONENTS

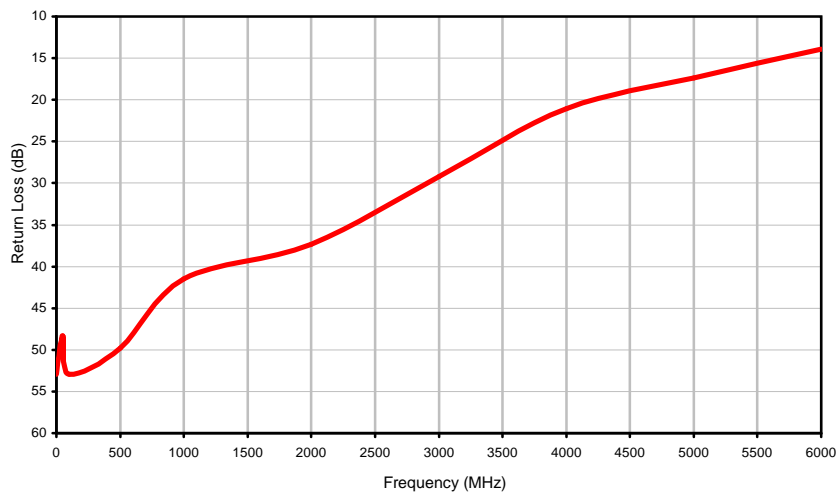
REV. E
M105218
VAT-10
LC/TD/CP/AM
070423

Typical Performance Curves

Attenuation



Return Loss



REV. X1
VAT-10+
061109
Page 1 of 1



IF/RF MICROWAVE COMPONENTS • ISO 9001 ISO 14001 AS 9100 CERTIFIED RoHS compliant
P.O. Box 350166, Brooklyn, New York 11235-0003 (718) 934-4500 Fax (718) 332-4661



The Design Engineers Search Engine finds the model you need, Instantly • For detailed performance specs & shopping online see



Typical Performance Data

FREQUENCY (MHz)	ATTENUATION (dB)	RETURN LOSS (dB)
0.03	10.06	52.95
50.00	10.01	48.31
100.00	10.02	52.95
500.00	10.06	49.79
1000.00	10.06	41.46
2000.00	10.01	37.32
3000.00	9.89	29.19
4000.00	9.60	21.04
5000.00	9.51	17.38
6000.00	9.69	13.93

REV. X1
VAT-10+
061109
Page 1 of 1



IF/RF MICROWAVE COMPONENTS • ISO 9001 ISO 14001 AS 9100 CERTIFIED RoHS compliant
P.O. Box 350166, Brooklyn, New York 11235-0003 (718) 934-4500 Fax (718) 332-4661



The Design Engineers Search Engine finds the model you need, Instantly • For detailed performance specs & shopping online see

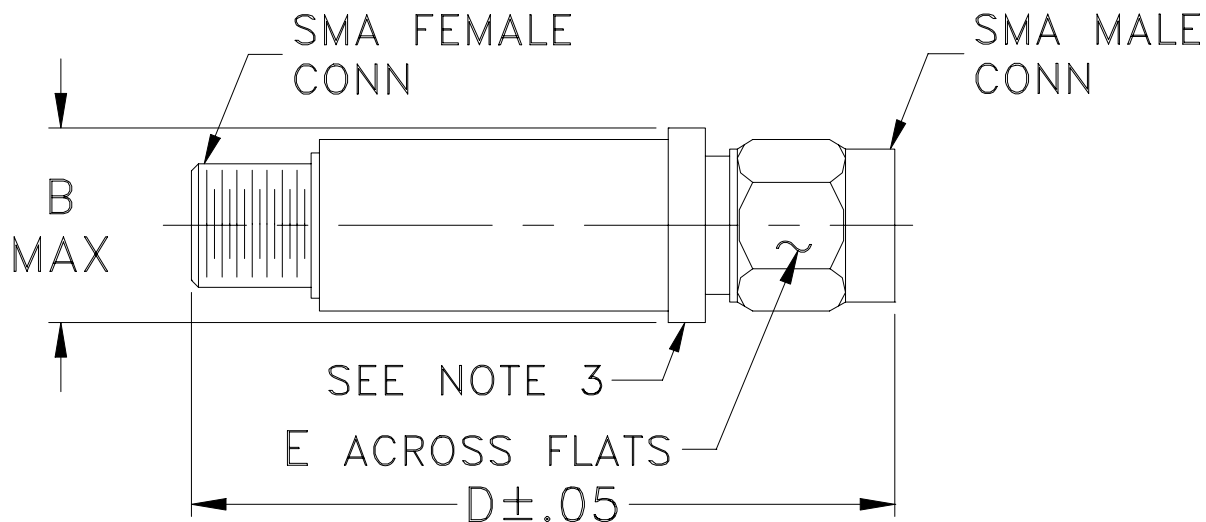


Case Style

FF

FF704
FF886
FF887
FF888
FF969
FF1118
FF1145

Outline Dimensions



CASE #.	A	B	C	D	E	WT GRAMS
FF704		.410 (10.41)		1.43 (36.32)		10.0
FF886		.62 (15.75)		1.90 (48.26)		22.0
FF887		.62 (15.75)		2.24 (56.90)		26.0
FF888	-- --	.410 (10.41)	-- --	1.18 (29.97)	.312 (7.92)	7.0
FF969		.555 (14.10)		1.75 (44.45)		20.0
FF1118		.410 (10.41)		2.67 (67.82)		17.0
FF1145		.410 (10.41)		1.91 (48.51)		11.8

Dimensions are in inches (mm). Tolerances: 2Pl. ± .03; 3Pl. ± .015

Notes:

1. Case material: Stainless steel.
2. Case finish: Passivation for FF888, gold plate on all remaining case style.
3. Round Flange may have .312 Across Flats in some models.

Mini-Circuits®
ISO 9001 ISO 14001 CERTIFIED

ALL NEW
minicircuits.com

P.O. Box 350166, Brooklyn, New York 11235-0003 (718) 934-4500 Fax (718) 332-4661 For detailed performance specs & shopping online see Mini-Circuits web site

The Design Engineers Search Engine Provides ACTUAL Data Instantly From Mini-CIRCUITS At: www.minicircuits.com



RF/IF MICROWAVE COMPONENTS



All Mini-Circuits products are manufactured under exacting quality assurance and control standards, and are capable of meeting published specifications after being subjected to any or all of the following physical and environmental test.

Specification	Test/Inspection Condition	Reference/Spec
Operating Temperature	-45° to 100° C Ambient Environment	Individual Model Data Sheet
Storage Temperature	-55° to 100° C Ambient Environment	Individual Model Data Sheet
Barometric Pressure	100,000 Feet	MIL-STD-202, Method 105, Condition D
Humidity	90 to 95% RH, 40°C, 96 hours; Units may require bake-out after humidity to restore full performance.	MIL-STD-202, Method 103, Condition B
Thermal Shock	-65° to 125°C, 5 cycles	MIL-STD-202, Method 107, Condition B
Vibration (High Frequency)	20g peak, 10-2000 Hz, 12 times in each of three perpendicular directions (total 36)	MIL-STD-202, Method 204, Condition D
Mechanical Shock	100g, 6ms sawtooth, 3 shocks each direction 3 axes (total 18)	MIL-STD-202, Method 213, Condition I